



School Climate Survey 2007-2008

BURBANK ELEMENTARY

Summary Stats:

Total Surveyed:	42
Total Received:	34
% of Respondents:	81%
Average Score (1-5):	3.55

School Climate Survey 2008

Burbank Elementary

	Count	Percent
Length of employment as a teacher:		
4-7 Years	10	31.25 %
8-14 Years	13	40.63 %
15-24 Years	7	21.88 %
Over 24 Years	2	6.25 %
Total Responses	32	100 %

Which of these do you have control over? (Choose all that apply)

Air Conditioner	29	30.85 %
Ceiling Fan	20	21.28 %
Heater	17	18.09 %
Functioning Windows	28	29.79 %
Total Responses	94	100 %

1. Are you able to control the temperature in your classroom?

Absolutely No	4	12.12 %
Mostly No	5	15.15 %
Unsure	2	6.06 %
Mostly Yes	9	27.27 %
Absolutely Yes	13	39.39 %
Total Responses	33	100 %

2. Since working at your site, have you had an increase in respiratory problems?

Absolutely No	8	23.53 %
Mostly No	8	23.53 %
Unsure	10	29.41 %
Mostly Yes	4	11.76 %
Absolutely Yes	4	11.76 %
Total Responses	34	100 %

3. Do your students have adequate access to the school library media center and the library media teacher?

Mostly No	2	5.88 %
Mostly Yes	19	55.88 %
Absolutely Yes	13	38.24 %
Total Responses	34	100 %

School Climate Survey 2008

Burbank Elementary

	Count	Percent
--	-------	---------

4. Are you provided textbooks, instr. equipment, curr. guides and other essential materials in a timely manner?

Mostly No	2	6.67 %
Unsure	1	3.33 %
Mostly Yes	11	36.67 %
Absolutely Yes	16	53.33 %

Total Responses	30	100 %
------------------------	-----------	--------------

5. Do you feel safe working at your school site?

Absolutely No	1	3.23 %
Mostly No	1	3.23 %
Unsure	1	3.23 %
Mostly Yes	14	45.16 %
Absolutely Yes	14	45.16 %

Total Responses	31	100 %
------------------------	-----------	--------------

6. Are your classrooms and hallways cleaned on a daily basis?

Absolutely No	5	15.15 %
Mostly No	5	15.15 %
Mostly Yes	17	51.52 %
Absolutely Yes	6	18.18 %

Total Responses	33	100 %
------------------------	-----------	--------------

7. Are the staff restrooms cleaned and adequately stocked on a daily basis?

Mostly No	4	12.12 %
Unsure	3	9.09 %
Mostly Yes	17	51.52 %
Absolutely Yes	9	27.27 %

Total Responses	33	100 %
------------------------	-----------	--------------

8. Are the student restrooms cleaned and adequately stocked on a daily basis?

Mostly No	1	3.03 %
Unsure	11	33.33 %
Mostly Yes	18	54.55 %
Absolutely Yes	3	9.09 %

Total Responses	33	100 %
------------------------	-----------	--------------

School Climate Survey 2008

Burbank Elementary

Count Percent

9. Do the students at your school have adequate access to a Registered Nurse?

Absolutely No	11	32.35 %
Mostly No	15	44.12 %
Unsure	5	14.71 %
Mostly Yes	3	8.82 %

Total Responses	34	100 %
------------------------	-----------	--------------

10. Do the students at your school have adequate access to emotional and psychological support services?

Absolutely No	3	8.82 %
Mostly No	12	35.29 %
Unsure	8	23.53 %
Mostly Yes	11	32.35 %

Total Responses	34	100 %
------------------------	-----------	--------------

11. Does your site have a shared-decision-making committee mostly of teachers with authority over site budget decisions?

Absolutely No	3	8.82 %
Mostly No	4	11.76 %
Unsure	5	14.71 %
Mostly Yes	15	44.12 %
Absolutely Yes	7	20.59 %

Total Responses	34	100 %
------------------------	-----------	--------------

12. If answer to #11 is yes, is it an effective decision-making body that is not controlled by the administration?

Mostly No	2	8.00 %
Unsure	9	36.00 %
Mostly Yes	9	36.00 %
Absolutely Yes	5	20.00 %

Total Responses	25	100 %
------------------------	-----------	--------------

School Climate Survey 2008

Burbank Elementary

	Count	Percent
--	-------	---------

13. As a whole, is the morale high among teachers at your school site?

Absolutely No	2	5.88 %
Mostly No	4	11.76 %
Unsure	3	8.82 %
Mostly Yes	21	61.76 %
Absolutely Yes	4	11.76 %
Total Responses	34	100 %

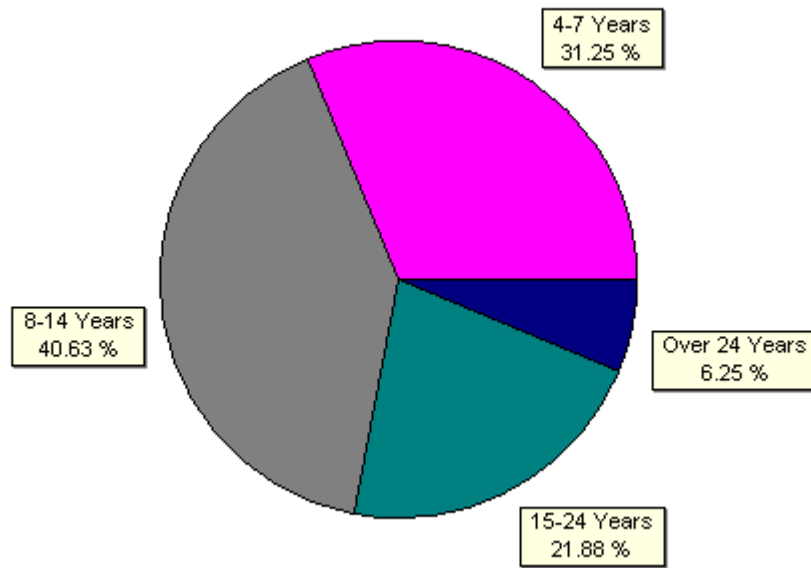
14. Do you believe TALB is a strong advocate for its members?

Mostly No	2	5.88 %
Unsure	9	26.47 %
Mostly Yes	15	44.12 %
Absolutely Yes	8	23.53 %
Total Responses	34	100 %

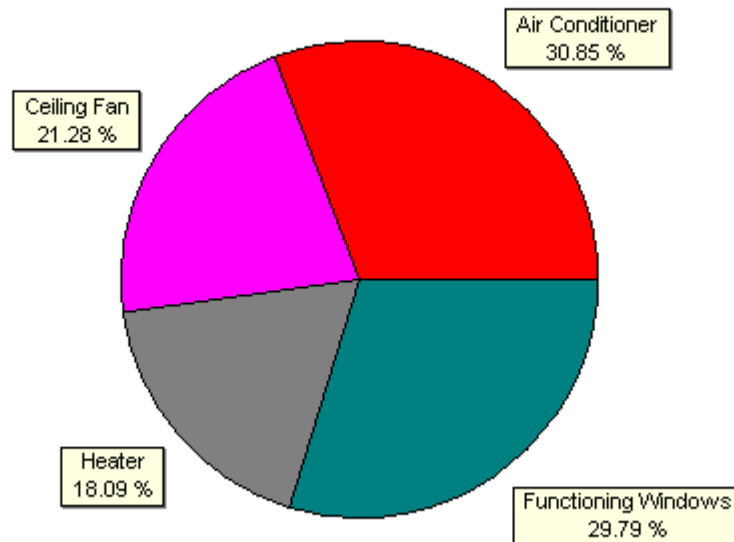
School Climate Survey 2008

Burbank Elementary

Length of employment as a teacher:



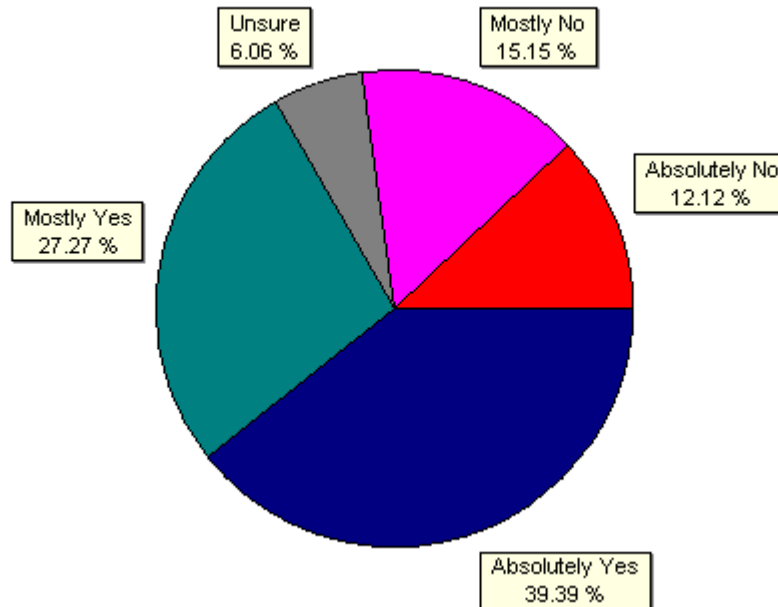
Which of these do you have control over? (Choose all that apply)



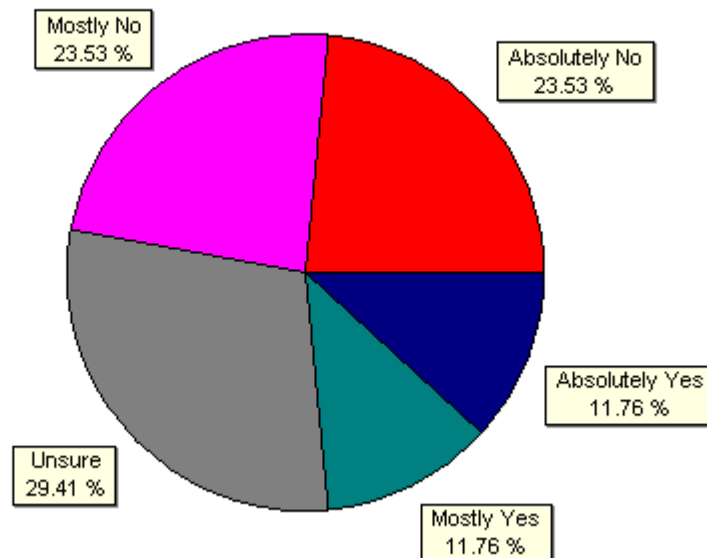
School Climate Survey 2008

Burbank Elementary

1. Are you able to control the temperature in your classroom?



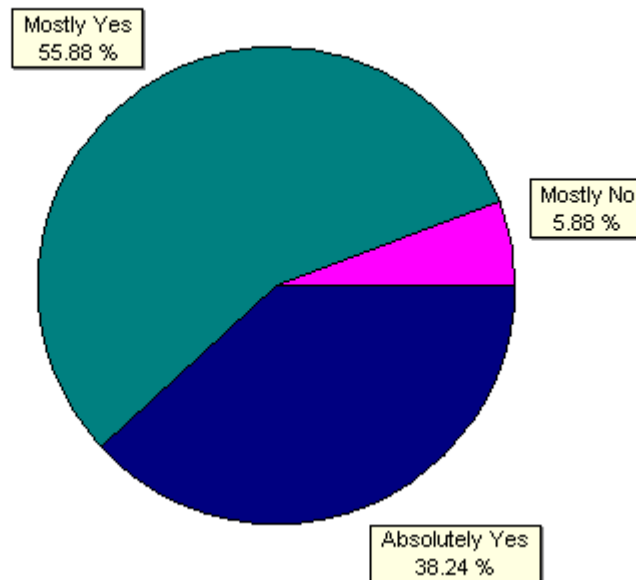
2. Since working at your site, have you had an increase in respiratory problems?



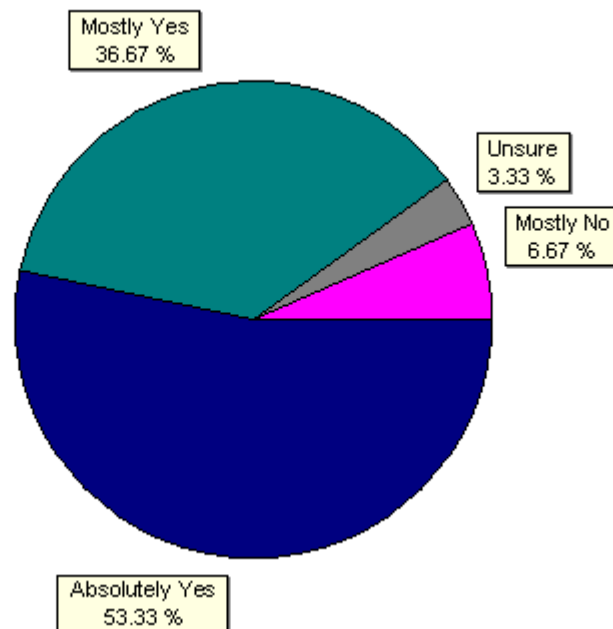
School Climate Survey 2008

Burbank Elementary

3. Do your students have adequate access to the school library media center and the library media teacher?



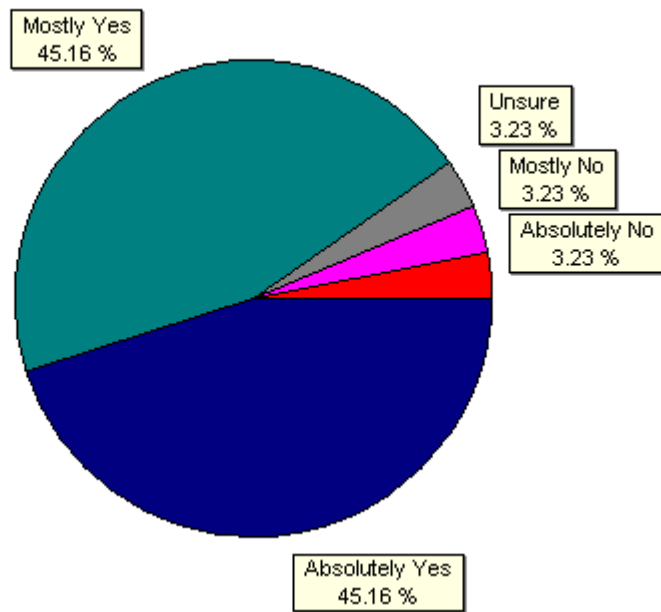
4. Are you provided textbooks, instr. equipment, curr. guides and other essential materials in a timely manner?



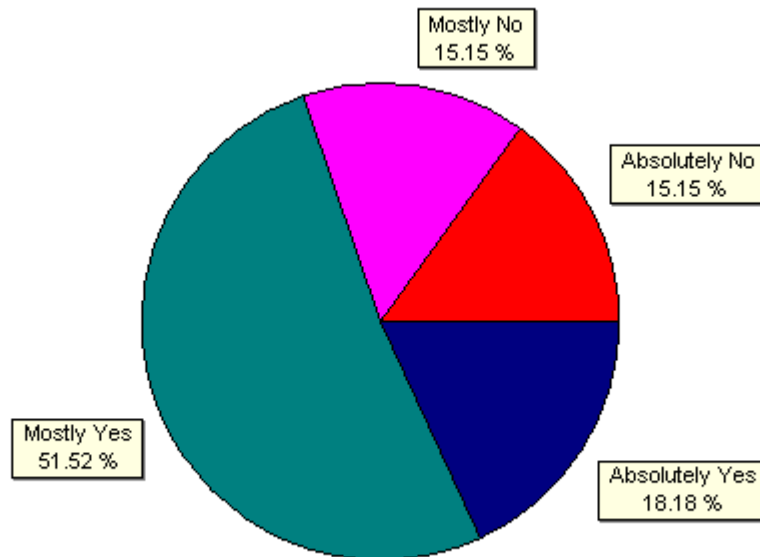
School Climate Survey 2008

Burbank Elementary

5. Do you feel safe working at your school site?



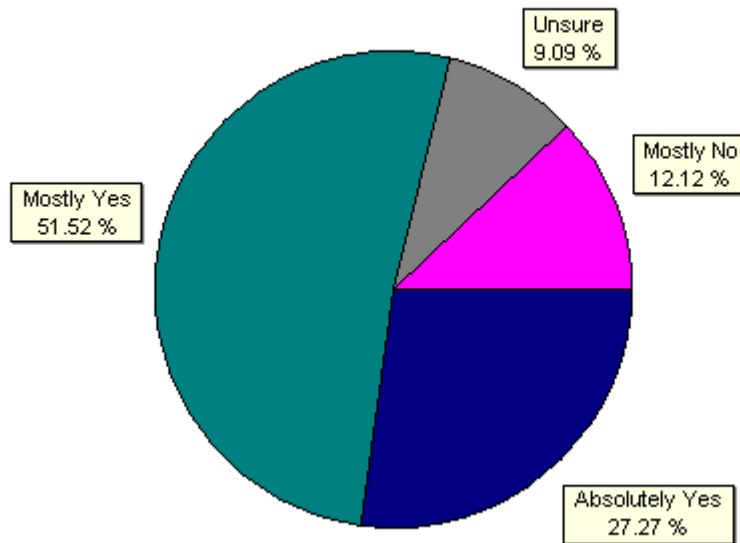
6. Are your classrooms and hallways cleaned on a daily basis?



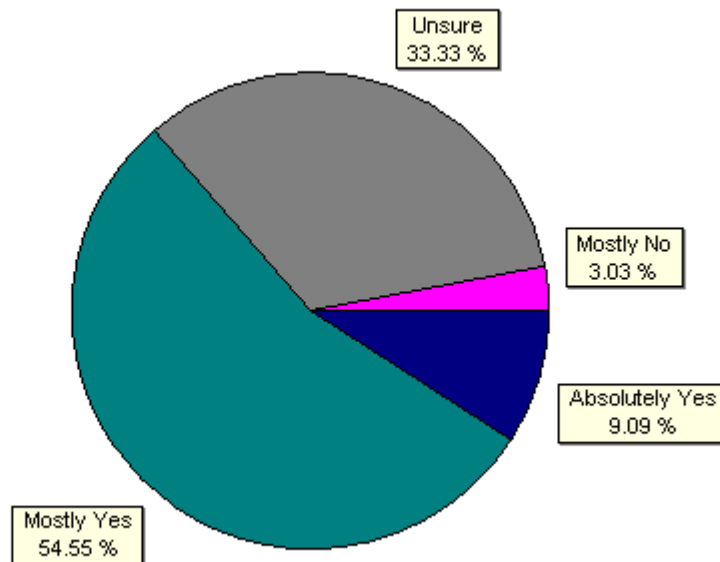
School Climate Survey 2008

Burbank Elementary

7. Are the staff restrooms cleaned and adequately stocked on a daily basis?



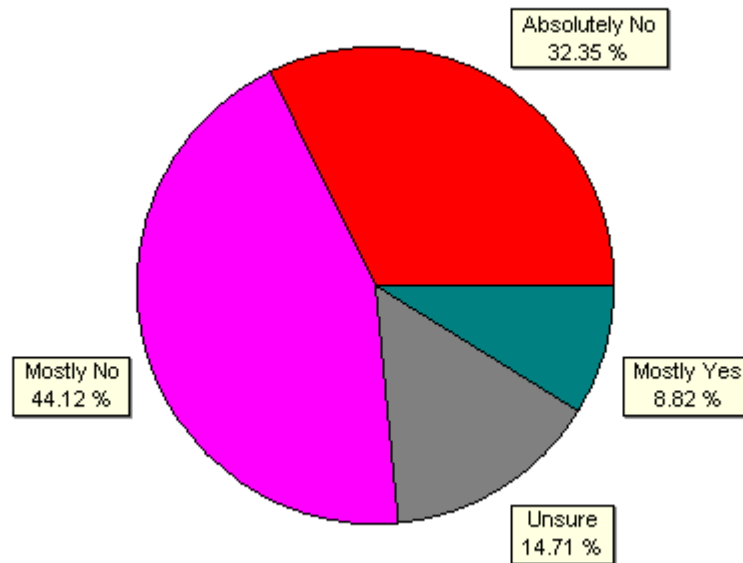
8. Are the student restrooms cleaned and adequately stocked on a daily basis?



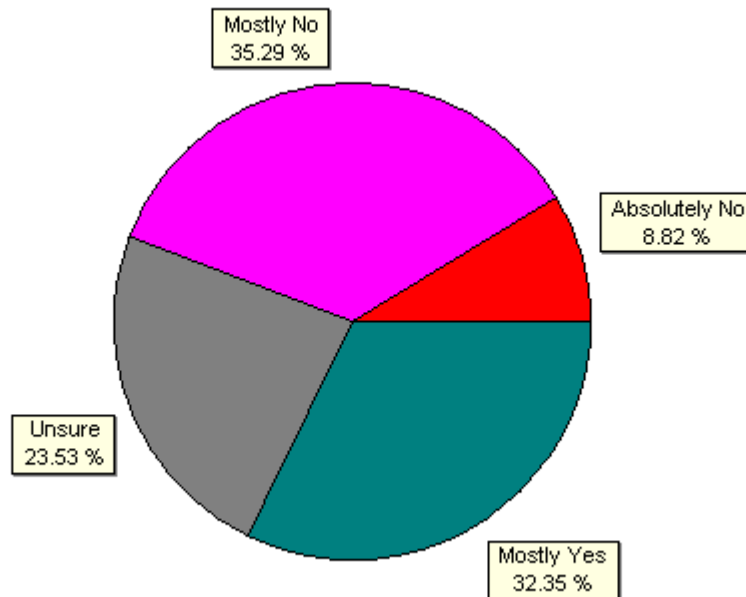
School Climate Survey 2008

Burbank Elementary

9. Do the students at your school have adequate access to a Registered Nurse?



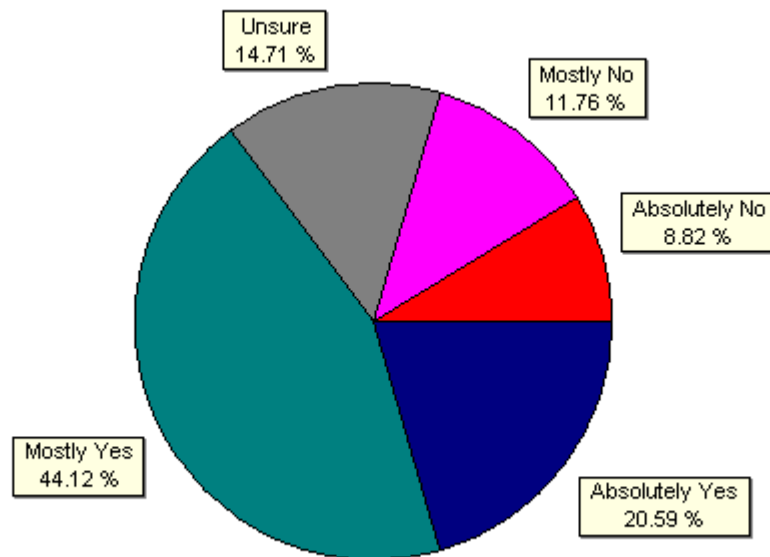
10. Do the students at your school have adequate access to emotional and psychological support services?



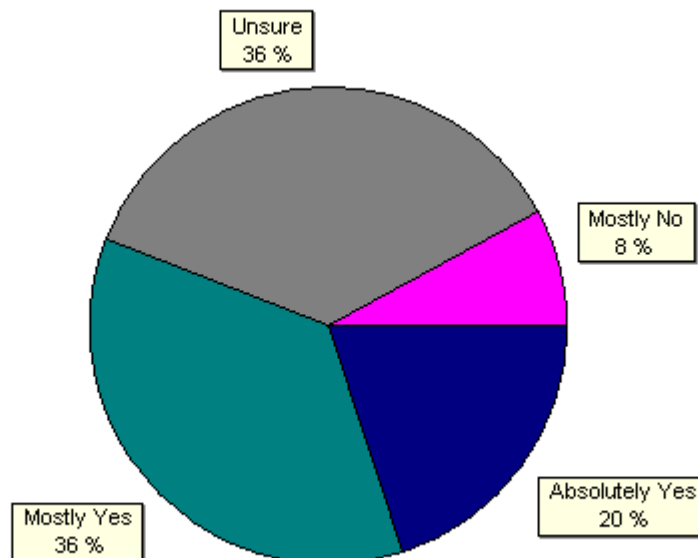
School Climate Survey 2008

Burbank Elementary

11. Does your site have a shared-decision-making committee mostly of teachers with authority over site budget decisions?



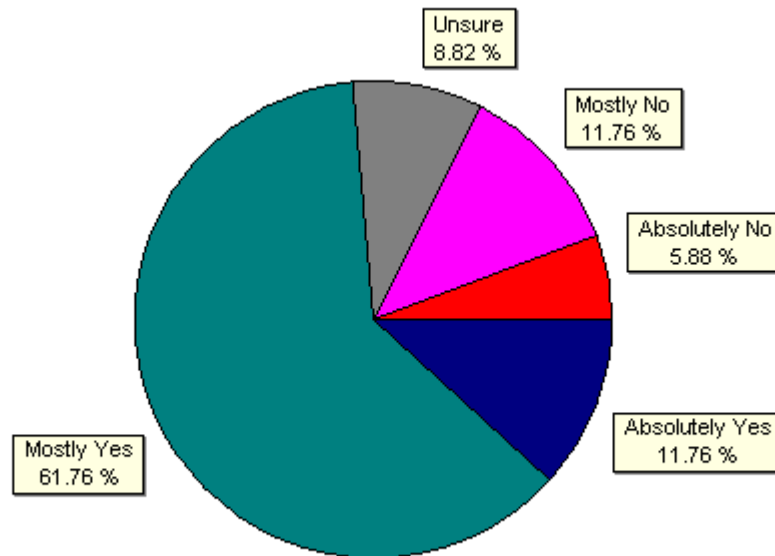
12. If answer to #11 is yes, is it an effective decision-making body that is not controlled by the administration?



School Climate Survey 2008

Burbank Elementary

13. As a whole, is the morale high among teachers at your school site?



14. Do you believe TALB is a strong advocate for its members?

