



# School Climate Survey 2007-2008

## FREMONT ELEMENTARY

### Summary Stats:

Total Surveyed:	23
Total Received:	16
% of Respondents:	70%
Average Score (1-5):	3.64

# School Climate Survey 2008

## Fremont Elementary

---

	Count	Percent
<b>Length of employment as a teacher:</b>		
1-3 Years	1	6.25 %
8-14 Years	4	25.00 %
15-24 Years	5	31.25 %
Over 24 Years	6	37.50 %
<b>Total Responses</b>	<b>16</b>	<b>100 %</b>
<b>Which of these do you have control over? (Choose all that apply)</b>		
Air Conditioner	3	10.34 %
Heater	11	37.93 %
Functioning Windows	15	51.72 %
<b>Total Responses</b>	<b>29</b>	<b>100 %</b>
<b>1. Are you able to control the temperature in your classroom?</b>		
Absolutely No	1	6.67 %
Mostly No	7	46.67 %
Mostly Yes	2	13.33 %
Absolutely Yes	5	33.33 %
<b>Total Responses</b>	<b>15</b>	<b>100 %</b>
<b>2. Since working at your site, have you had an increase in respiratory problems?</b>		
Absolutely No	3	20.00 %
Mostly No	4	26.67 %
Unsure	2	13.33 %
Mostly Yes	5	33.33 %
Absolutely Yes	1	6.67 %
<b>Total Responses</b>	<b>15</b>	<b>100 %</b>
<b>3. Do your students have adequate access to the school library media center and the library media teacher?</b>		
Absolutely No	1	6.25 %
Mostly No	5	31.25 %
Unsure	2	12.50 %
Mostly Yes	6	37.50 %
Absolutely Yes	2	12.50 %
<b>Total Responses</b>	<b>16</b>	<b>100 %</b>

# School Climate Survey 2008

## Fremont Elementary

---

	Count	Percent
<b>4. Are you provided textbooks, instr. equipment, curr. guides and other essential materials in a timely manner?</b>		
Unsure	1	7.14 %
Mostly Yes	9	64.29 %
Absolutely Yes	4	28.57 %
<b>Total Responses</b>	<b>14</b>	<b>100 %</b>
<b>5. Do you feel safe working at your school site?</b>		
Mostly Yes	6	40.00 %
Absolutely Yes	9	60.00 %
<b>Total Responses</b>	<b>15</b>	<b>100 %</b>
<b>6. Are your classrooms and hallways cleaned on a daily basis?</b>		
Mostly Yes	5	35.71 %
Absolutely Yes	9	64.29 %
<b>Total Responses</b>	<b>14</b>	<b>100 %</b>
<b>7. Are the staff restrooms cleaned and adequately stocked on a daily basis?</b>		
Mostly Yes	8	53.33 %
Absolutely Yes	7	46.67 %
<b>Total Responses</b>	<b>15</b>	<b>100 %</b>
<b>8. Are the student restrooms cleaned and adequately stocked on a daily basis?</b>		
Unsure	3	20.00 %
Mostly Yes	5	33.33 %
Absolutely Yes	7	46.67 %
<b>Total Responses</b>	<b>15</b>	<b>100 %</b>
<b>9. Do the students at your school have adequate access to a Registered Nurse?</b>		
Absolutely No	4	26.67 %
Mostly No	9	60.00 %
Unsure	2	13.33 %
<b>Total Responses</b>	<b>15</b>	<b>100 %</b>

# School Climate Survey 2008

## Fremont Elementary

---

**Count      Percent**

**10. Do the students at your school have adequate access to emotional and psychological support services?**

Absolutely No	4	26.67 %
Mostly No	7	46.67 %
Unsure	3	20.00 %
Mostly Yes	1	6.67 %

---

<b>Total Responses</b>	<b>15</b>	<b>100 %</b>
------------------------	-----------	--------------

**11. Does your site have a shared-decision-making committee mostly of teachers with authority over site budget decisions?**

Mostly No	1	6.67 %
Mostly Yes	6	40.00 %
Absolutely Yes	8	53.33 %

---

<b>Total Responses</b>	<b>15</b>	<b>100 %</b>
------------------------	-----------	--------------

**12. If answer to #11 is yes, is it an effective decision-making body that is not controlled by the administration?**

Unsure	1	6.67 %
Mostly Yes	9	60.00 %
Absolutely Yes	5	33.33 %

---

<b>Total Responses</b>	<b>15</b>	<b>100 %</b>
------------------------	-----------	--------------

**13. As a whole, is the morale high among teachers at your school site?**

Unsure	1	6.67 %
Mostly Yes	10	66.67 %
Absolutely Yes	4	26.67 %

---

<b>Total Responses</b>	<b>15</b>	<b>100 %</b>
------------------------	-----------	--------------

**14. Do you believe TALB is a strong advocate for its members?**

Absolutely No	1	6.25 %
Mostly No	7	43.75 %
Unsure	4	25.00 %
Mostly Yes	3	18.75 %
Absolutely Yes	1	6.25 %

---

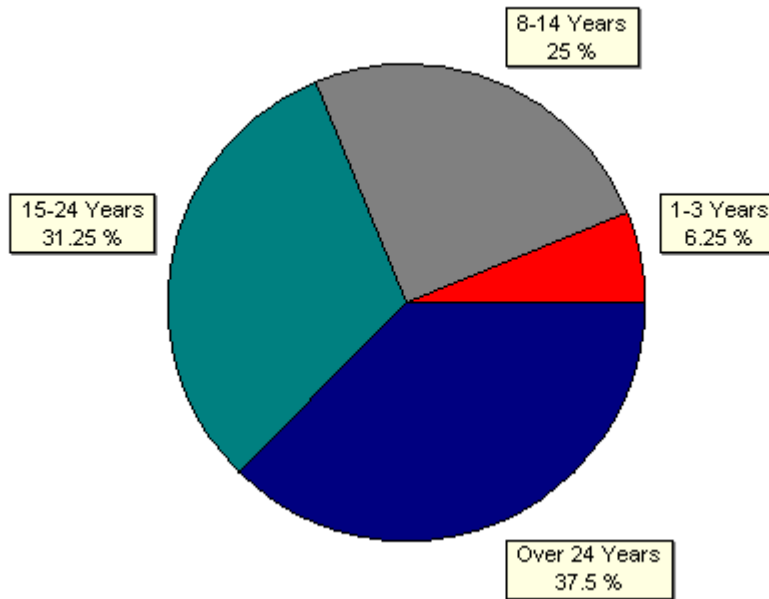
<b>Total Responses</b>	<b>16</b>	<b>100 %</b>
------------------------	-----------	--------------

# School Climate Survey 2008

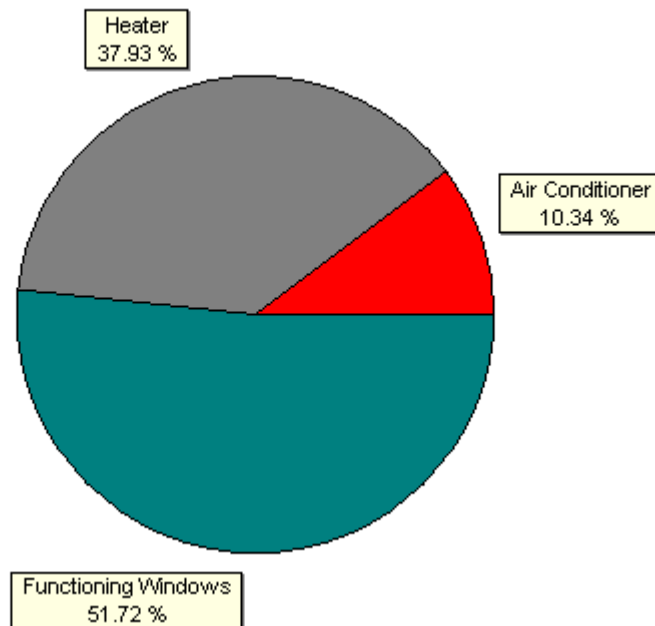
## Fremont Elementary

---

Length of employment as a teacher:



Which of these do you have control over? (Choose all that apply)

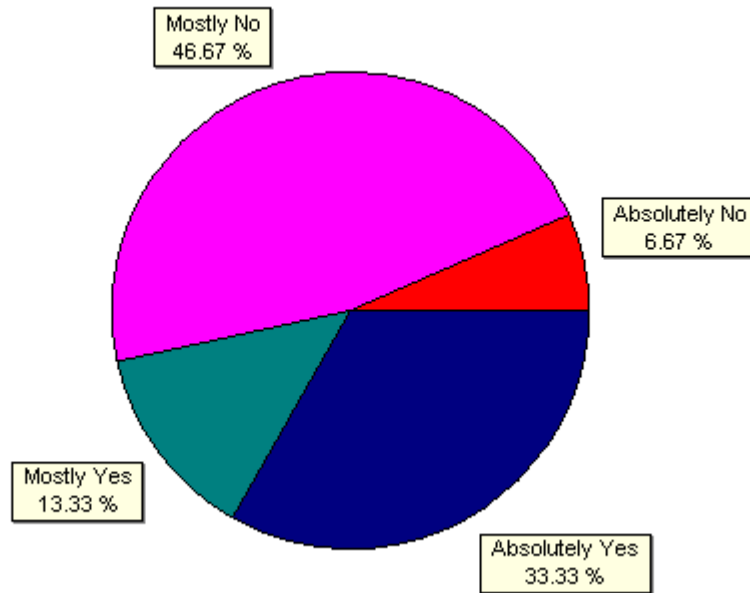


# School Climate Survey 2008

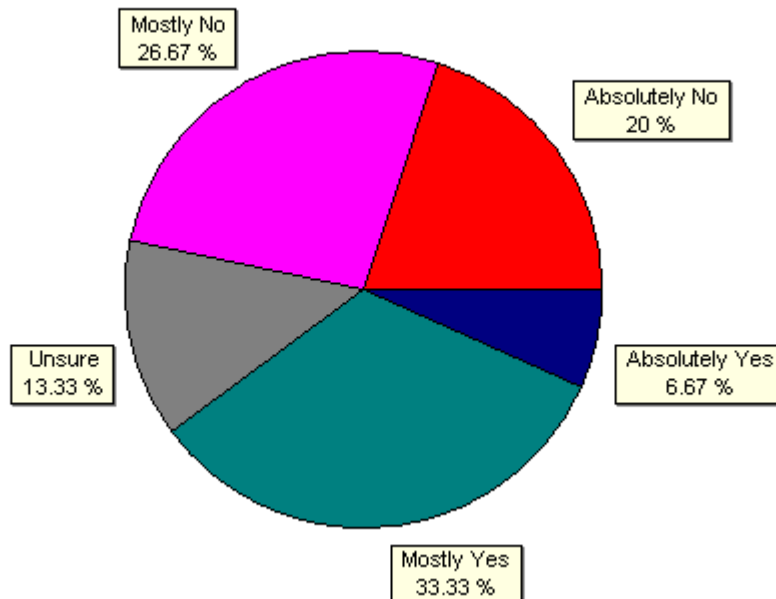
## Fremont Elementary

---

1. Are you able to control the temperature in your classroom?



2. Since working at your site, have you had an increase in respiratory problems?

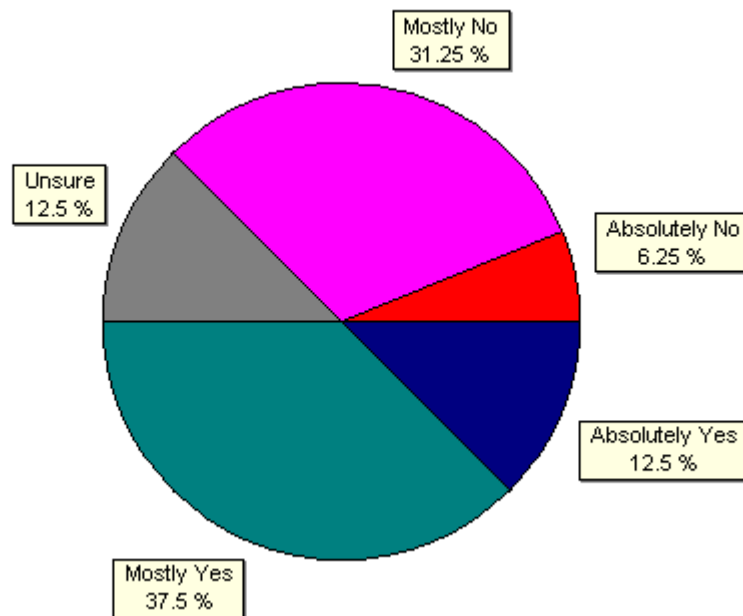


# School Climate Survey 2008

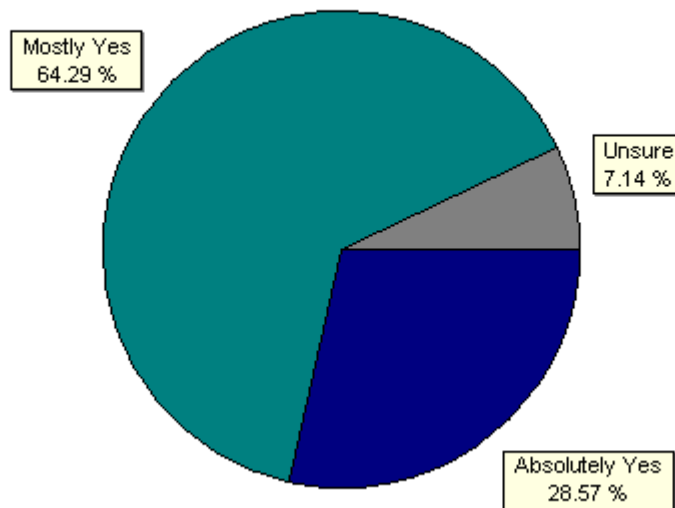
## Fremont Elementary

---

3. Do your students have adequate access to the school library media center and the library media teacher?



4. Are you provided textbooks, instr. equipment, curr. guides and other essential materials in a timely manner?

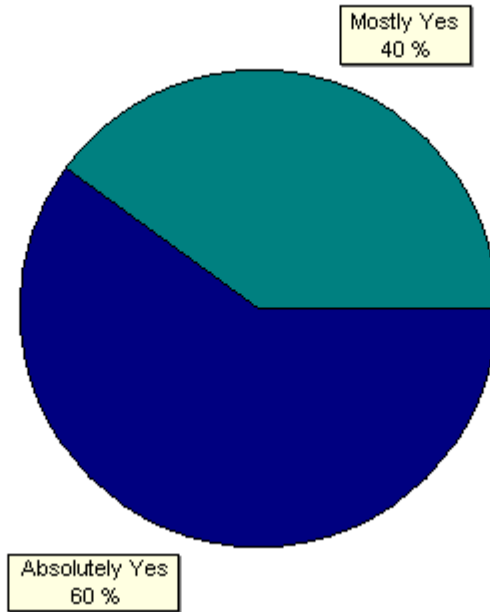


# School Climate Survey 2008

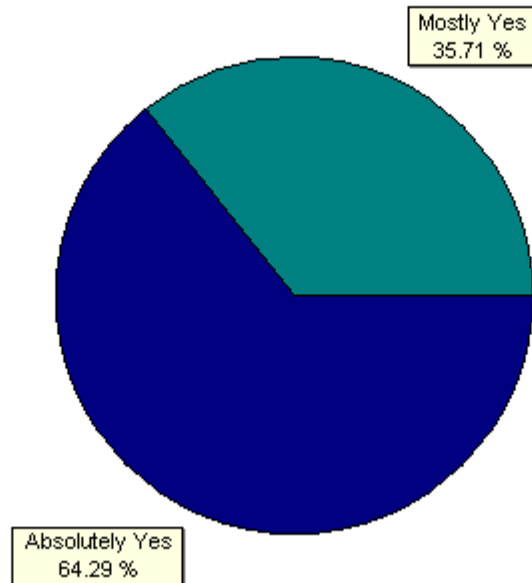
## Fremont Elementary

---

5. Do you feel safe working at your school site?



6. Are your classrooms and hallways cleaned on a daily basis?

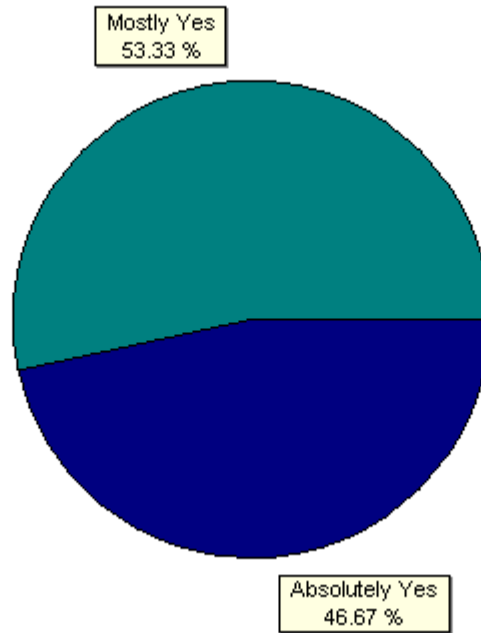


# School Climate Survey 2008

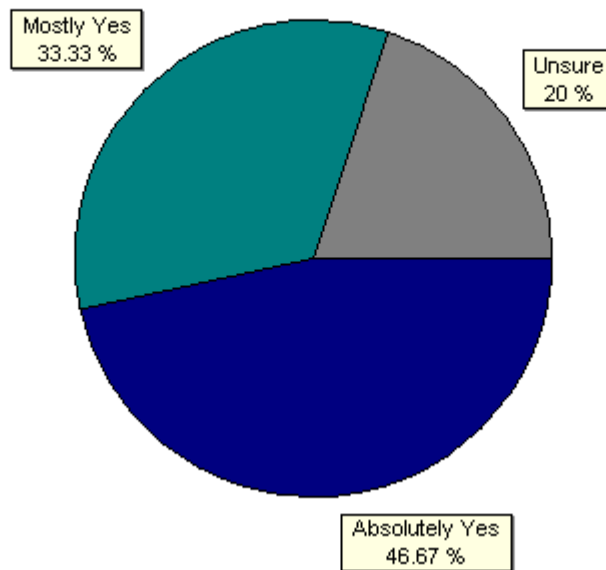
## Fremont Elementary

---

7. Are the staff restrooms cleaned and adequately stocked on a daily basis?



8. Are the student restrooms cleaned and adequately stocked on a daily basis?

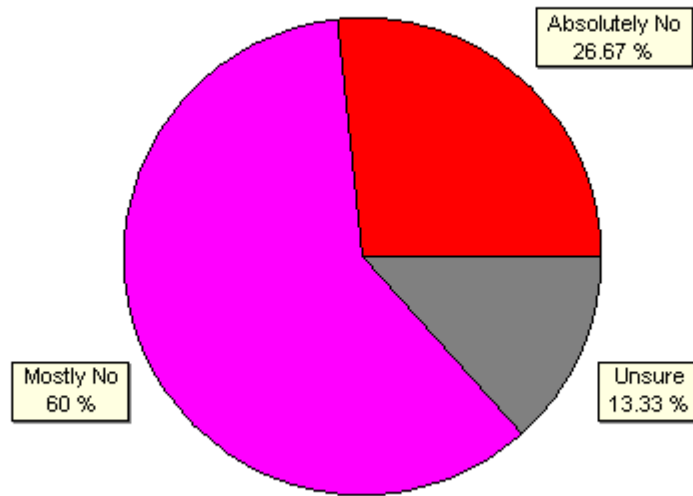


# School Climate Survey 2008

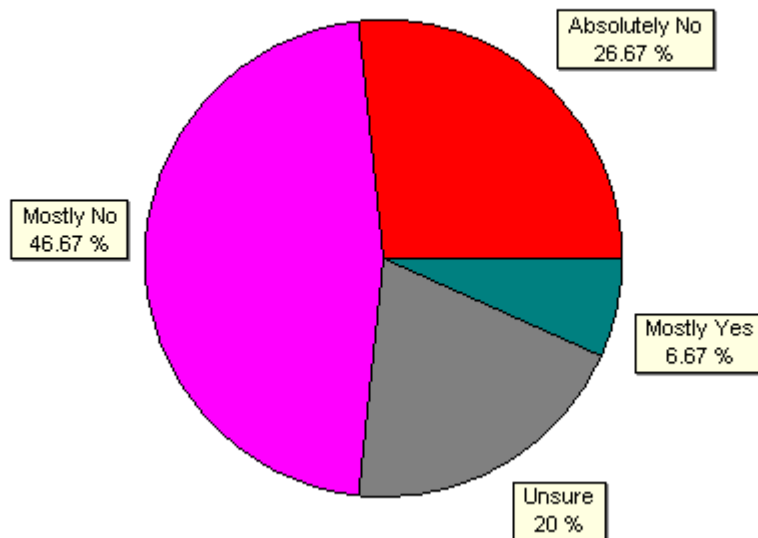
## Fremont Elementary

---

9. Do the students at your school have adequate access to a Registered Nurse?



10. Do the students at your school have adequate access to emotional and psychological support services?

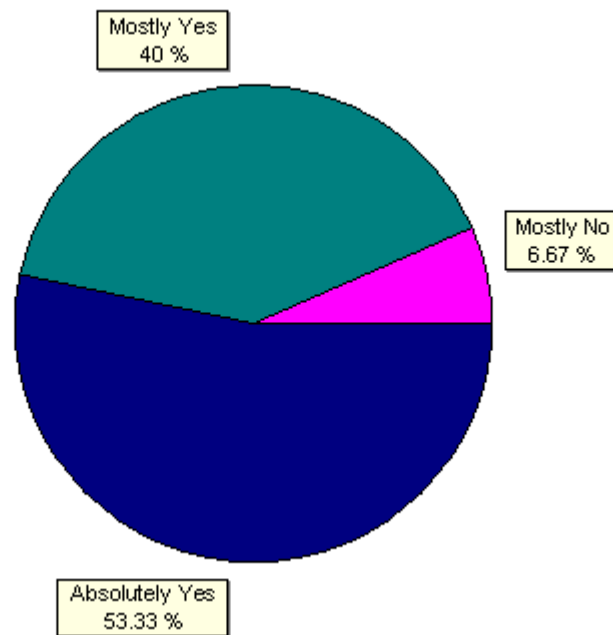


# School Climate Survey 2008

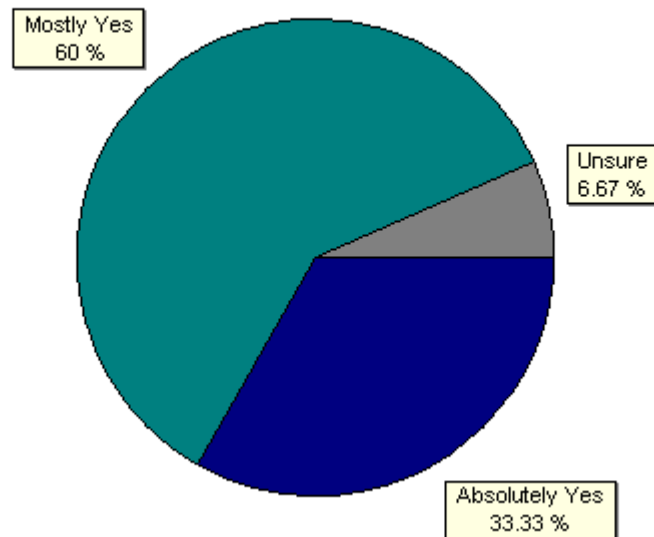
## Fremont Elementary

---

11. Does your site have a shared-decision-making committee mostly of teachers with authority over site budget decisions?



12. If answer to #11 is yes, is it an effective decision-making body that is not controlled by the administration?

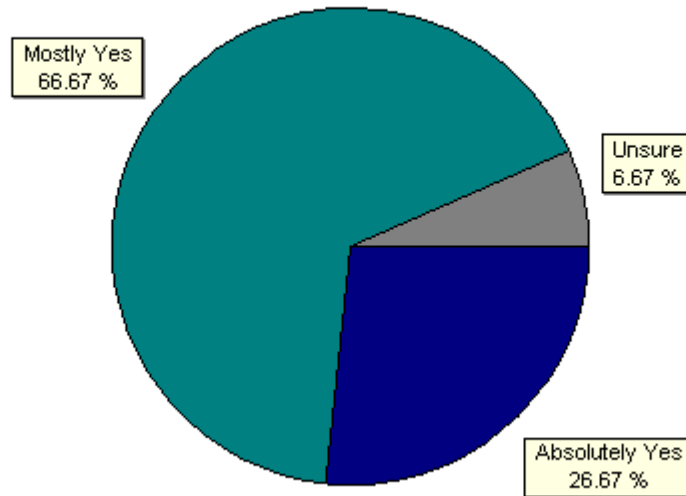


# School Climate Survey 2008

## Fremont Elementary

---

13. As a whole, is the morale high among teachers at your school site?



14. Do you believe TALB is a strong advocate for its members?

