



School Climate Survey 2010-2011

Stanford Middle

Summary Stats:

Members Surveyed:	42
Total Received:	22
% of Respondents (rounded):	52.38%
Average Score (1-5):	3.77

School Climate Survey 2011

Stanford Middle

	Count	Percent
Length of employment as a teacher:	Respondents: 22	
4-7 Years	4	18.18 %
8-14 Years	7	31.82 %
15-24 Years	7	31.82 %
Over 24 Years	4	18.18 %
Total Responses	22	100 %

Which of these do you have control over? (Choose all that apply)	Respondents: 22	
Air Conditioner	5	22.73 %
Ceiling Fan	3	13.64 %
Heater	20	90.91 %
Functioning Windows	21	95.45 %
Swamp Cooler	1	4.55 %
Total Responses	50	100 %

1. Are you able to control the temperature in your classroom?	Respondents: 21	
Absolutely No	1	4.76 %
Mostly No	5	23.81 %
Mostly Yes	13	61.90 %
Absolutely Yes	2	9.52 %
Total Responses	21	100 %

2. Since working at your site, have you had an increase in respiratory problems?	Respondents: 21	
Absolutely No	11	52.38 %
Mostly No	6	28.57 %
Unsure	1	4.76 %
Mostly Yes	2	9.52 %
Absolutely Yes	1	4.76 %
Total Responses	21	100 %

3. Do your students have adequate access to the school library media center and the library media teacher?	Respondents: 20	
Absolutely No	2	10.00 %
Mostly No	2	10.00 %
Unsure	2	10.00 %
Mostly Yes	8	40.00 %
Absolutely Yes	6	30.00 %
Total Responses	20	100 %

School Climate Survey 2011

Stanford Middle

	Count	Percent
4. Are you provided with textbooks, instr. equipment, curr. guides and other essential materials in a timely manner?	Respondents: 21	
Absolutely No	1	4.76 %
Mostly No	2	9.52 %
Mostly Yes	11	52.38 %
Absolutely Yes	7	33.33 %
Total Responses	21	100 %
5. Do you feel safe working at your school site?	Respondents: 21	
Mostly Yes	3	14.29 %
Absolutely Yes	18	85.71 %
Total Responses	21	100 %
6. Are your classrooms and hallways cleaned on a daily basis?	Respondents: 20	
Absolutely No	2	10.00 %
Mostly No	2	10.00 %
Unsure	1	5.00 %
Mostly Yes	11	55.00 %
Absolutely Yes	4	20.00 %
Total Responses	20	100 %
7. Are the staff restrooms cleaned and adequately stocked on a daily basis?	Respondents: 21	
Absolutely No	1	4.76 %
Unsure	1	4.76 %
Mostly Yes	17	80.95 %
Absolutely Yes	2	9.52 %
Total Responses	21	100 %
8. Are the student restrooms cleaned and adequately stocked on a daily basis?	Respondents: 21	
Mostly No	3	14.29 %
Unsure	12	57.14 %
Mostly Yes	5	23.81 %
Absolutely Yes	1	4.76 %
Total Responses	21	100 %

School Climate Survey 2011

Stanford Middle

	Count	Percent
9. Do the students at your school have adequate access to a Registered Nurse?	Respondents: 21	
Absolutely Yes	21	100.00 %
Total Responses	21	100 %
10. Do the students at your school have adequate access to emotional and psychological support services?	Respondents: 21	
Mostly No	5	23.81 %
Mostly Yes	11	52.38 %
Absolutely Yes	5	23.81 %
Total Responses	21	100 %
11. Does your site have a shared-decision-making committee mostly of teachers with authority over site budget decisions?	Respondents: 21	
Absolutely No	1	4.76 %
Unsure	1	4.76 %
Mostly Yes	9	42.86 %
Absolutely Yes	10	47.62 %
Total Responses	21	100 %
12. If answer to #11 is yes, is it an effective decision-making body that is not controlled by the administration?	Respondents: 19	
Mostly No	3	15.79 %
Unsure	1	5.26 %
Mostly Yes	9	47.37 %
Absolutely Yes	6	31.58 %
Total Responses	19	100 %
13. As a whole is the morale high among teachers at your school site?	Respondents: 21	
Absolutely No	2	9.52 %
Mostly No	4	19.05 %
Unsure	3	14.29 %
Mostly Yes	8	38.10 %
Absolutely Yes	4	19.05 %
Total Responses	21	100 %

School Climate Survey 2011

Stanford Middle

	Count	Percent
--	-------	---------

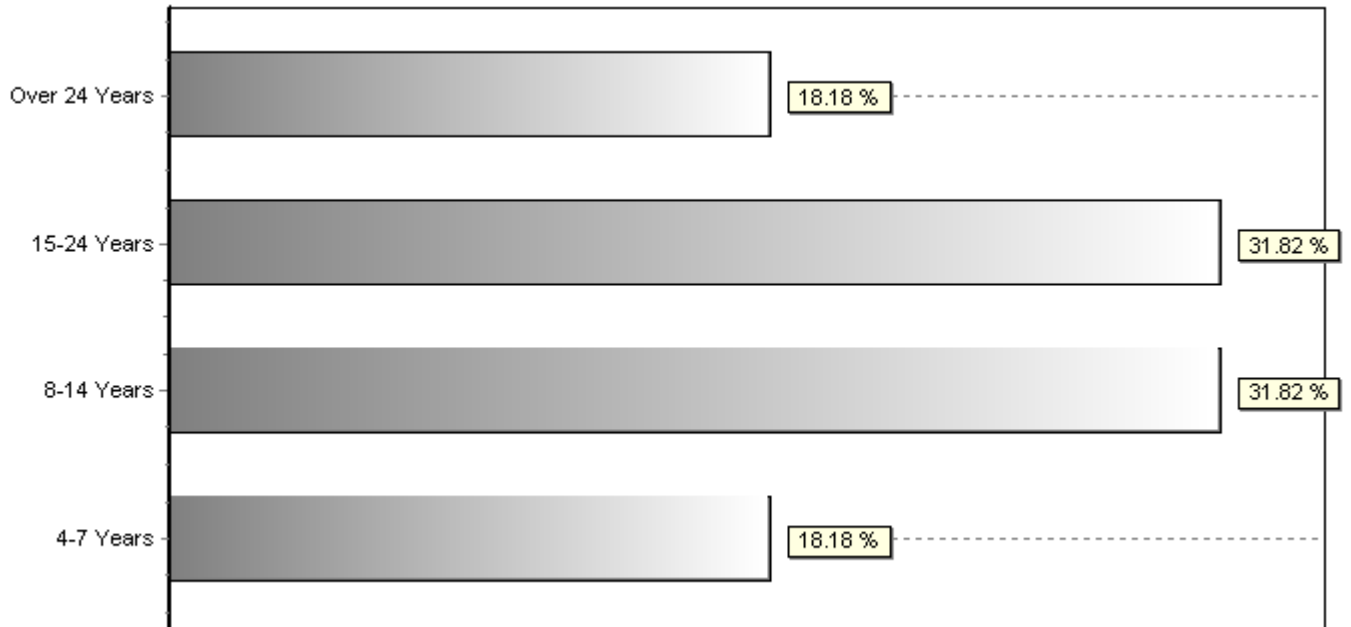
14. Does your school site have access to a counselor for educational programming support? Respondents: 21

Mostly No	2	9.52 %
Unsure	5	23.81 %
Mostly Yes	9	42.86 %
Absolutely Yes	5	23.81 %
Total Responses	21	100 %

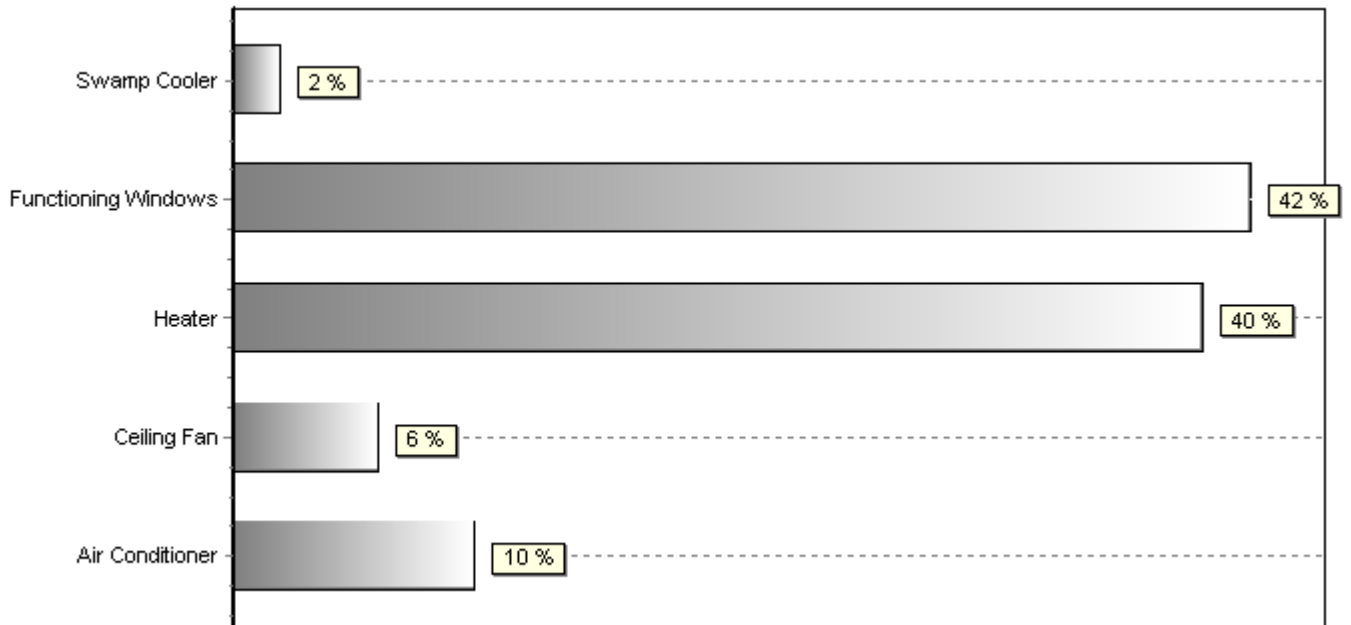
School Climate Survey 2011

Stanford Middle

Length of employment as a teacher:



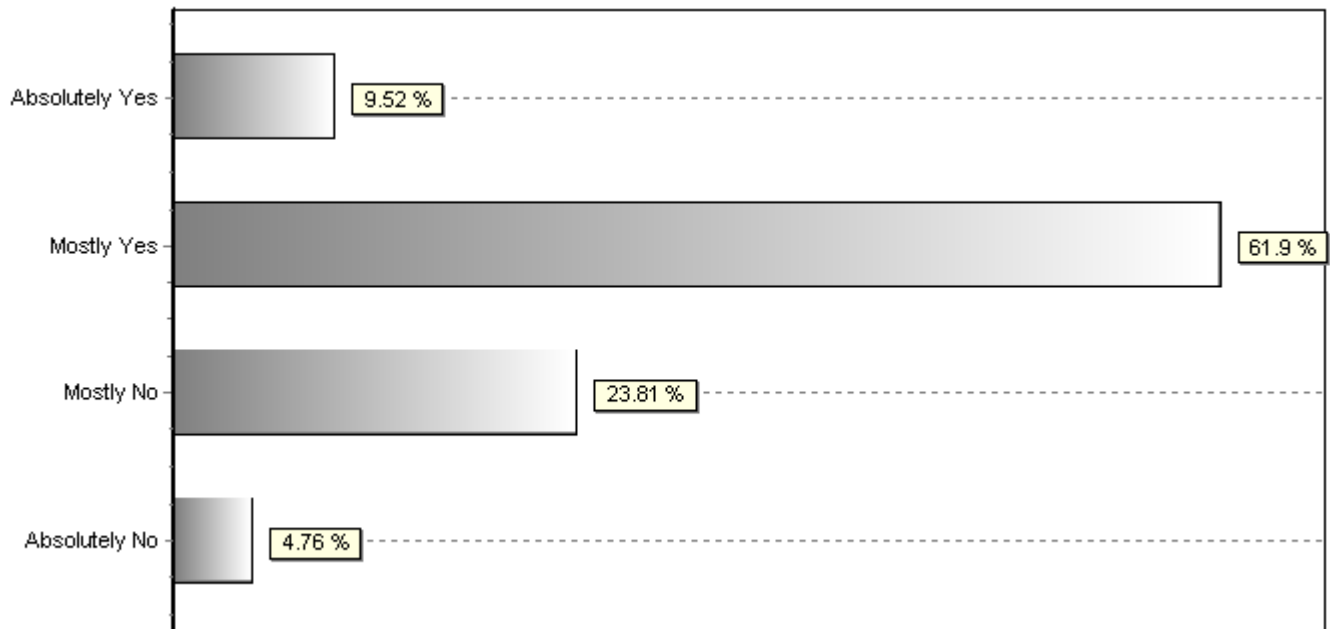
Which of these do you have control over? (Choose all that apply)



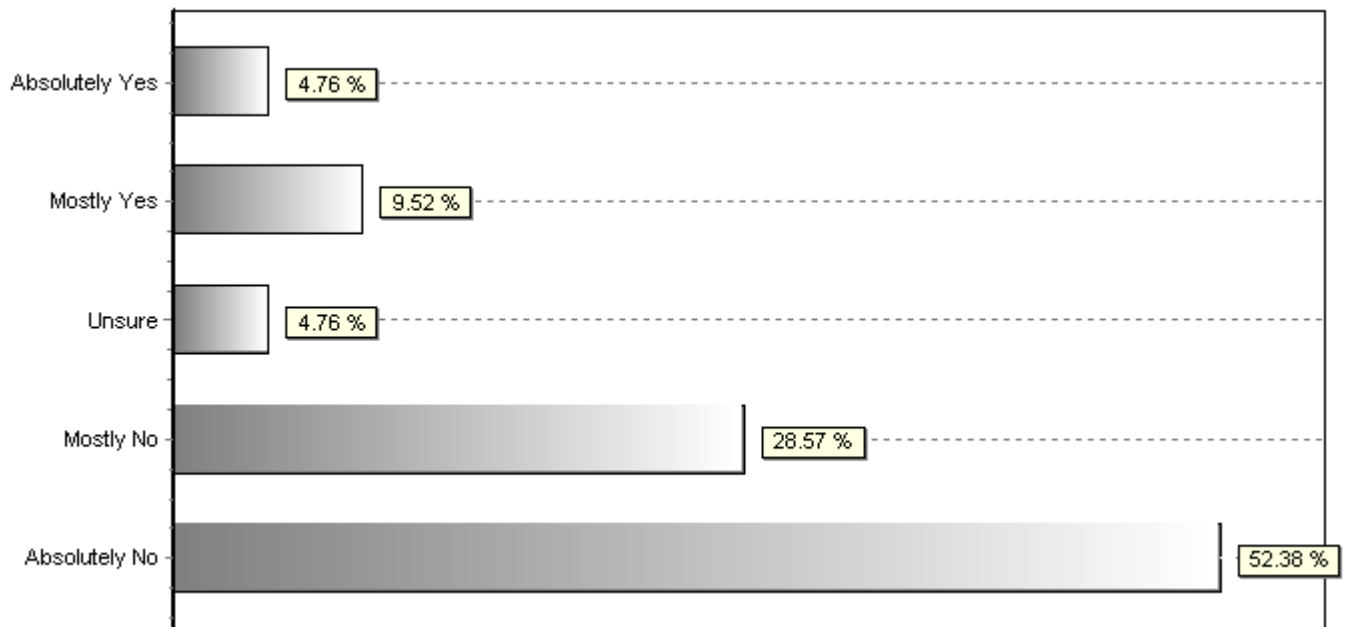
School Climate Survey 2011

Stanford Middle

1. Are you able to control the temperature in your classroom?



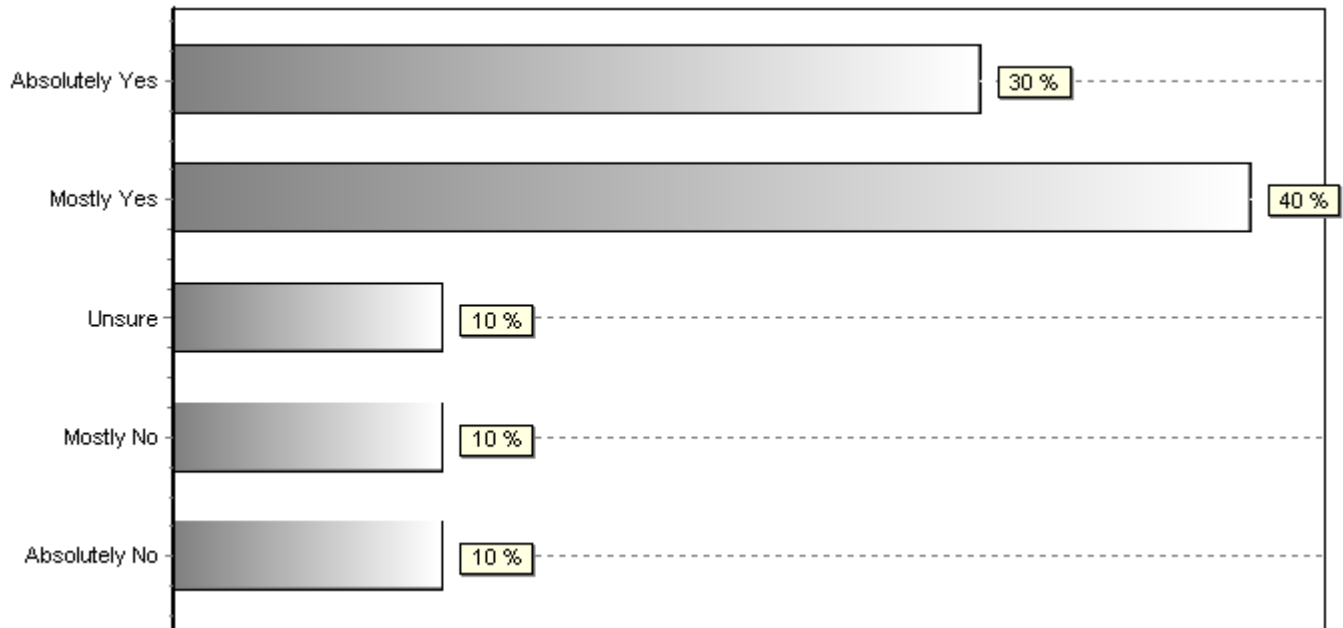
2. Since working at your site, have you had an increase in respiratory problems?



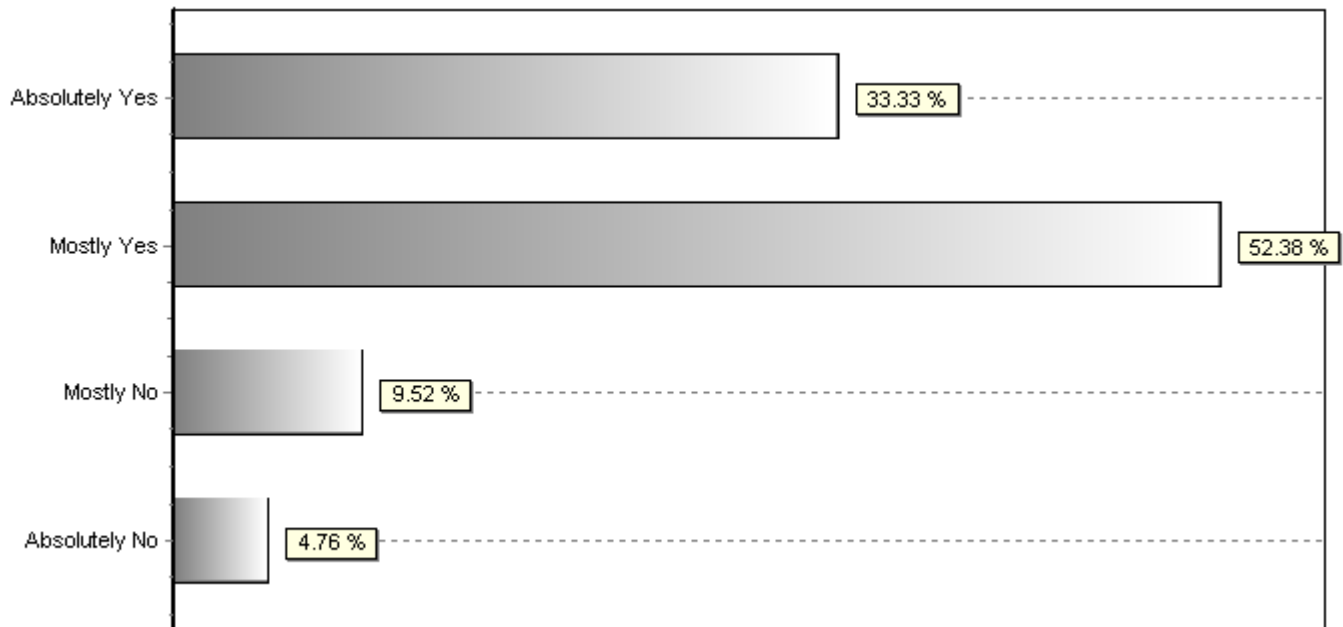
School Climate Survey 2011

Stanford Middle

3. Do your students have adequate access to the school library media center and the library media teacher?



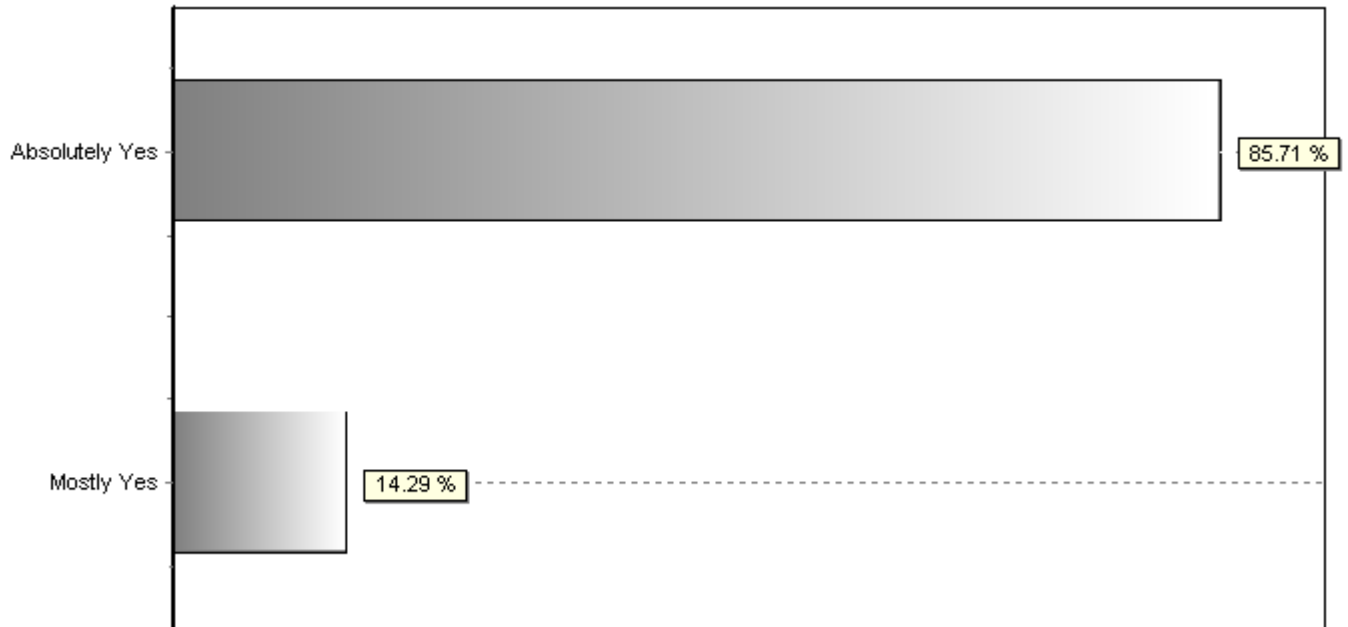
4. Are you provided with textbooks, instr. equipment, curr. guides and other essential materials in a timely manner?



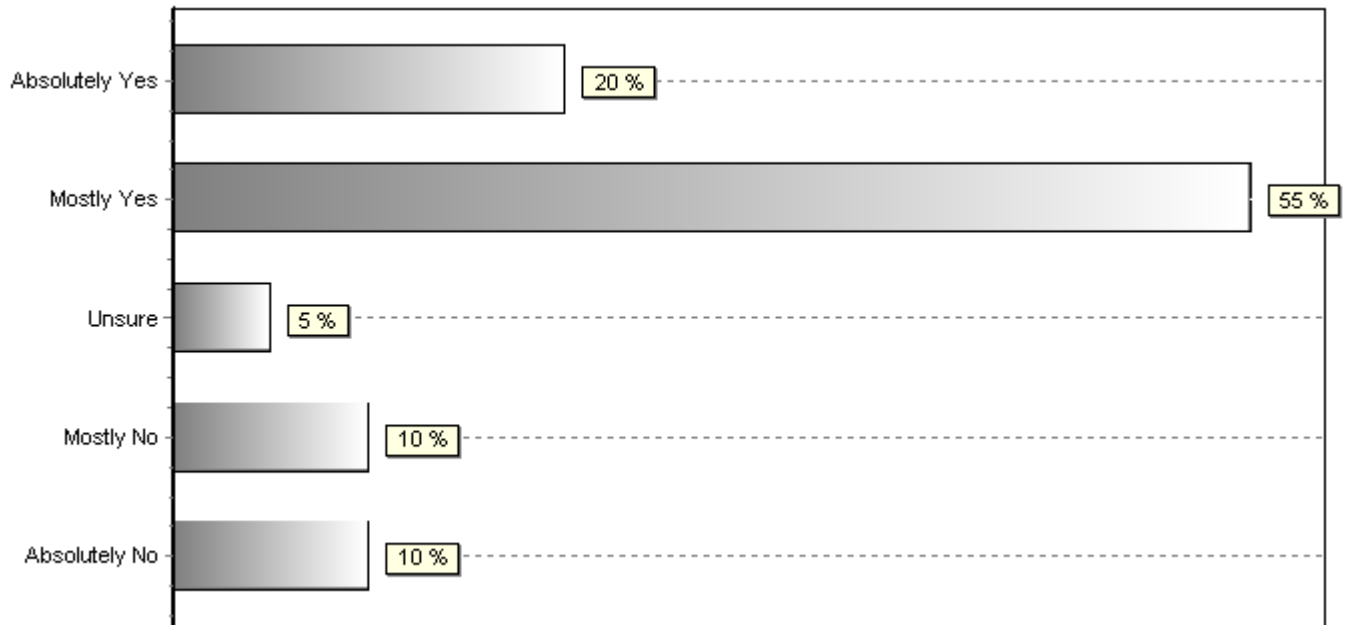
School Climate Survey 2011

Stanford Middle

5. Do you feel safe working at your school site?




6. Are your classrooms and hallways cleaned on a daily basis?




School Climate Survey 2011

Stanford Middle

7. Are the staff restrooms cleaned and adequately stocked on a daily basis?



8. Are the student restrooms cleaned and adequately stocked on a daily basis?



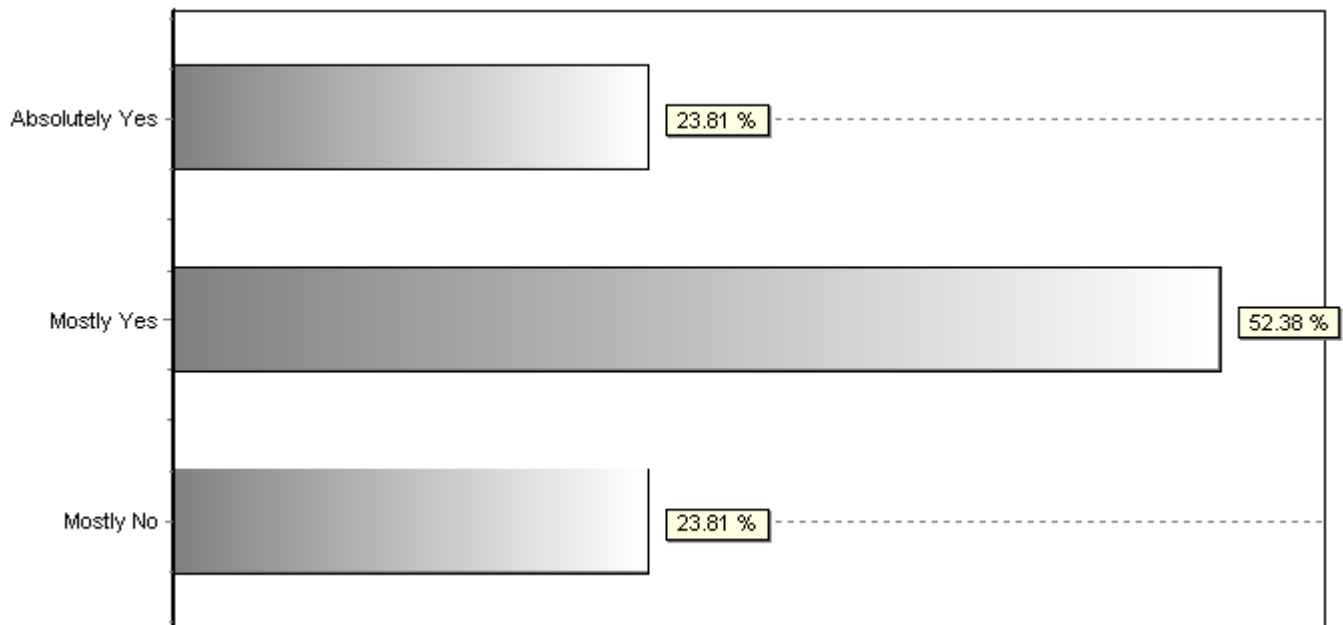
School Climate Survey 2011

Stanford Middle

9. Do the students at your school have adequate access to a Registered Nurse?




10. Do the students at your school have adequate access to emotional and psychological support services?



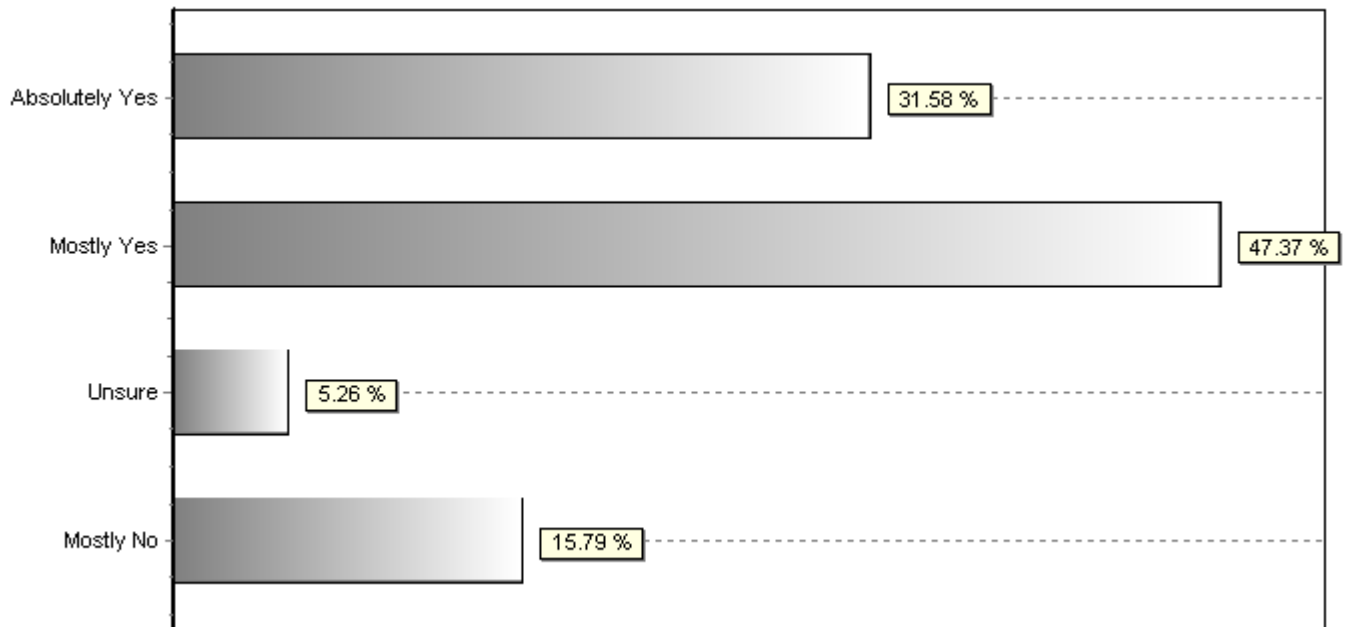
School Climate Survey 2011

Stanford Middle

11. Does your site have a shared-decision-making committee mostly of teachers with authority over site budget decisions?



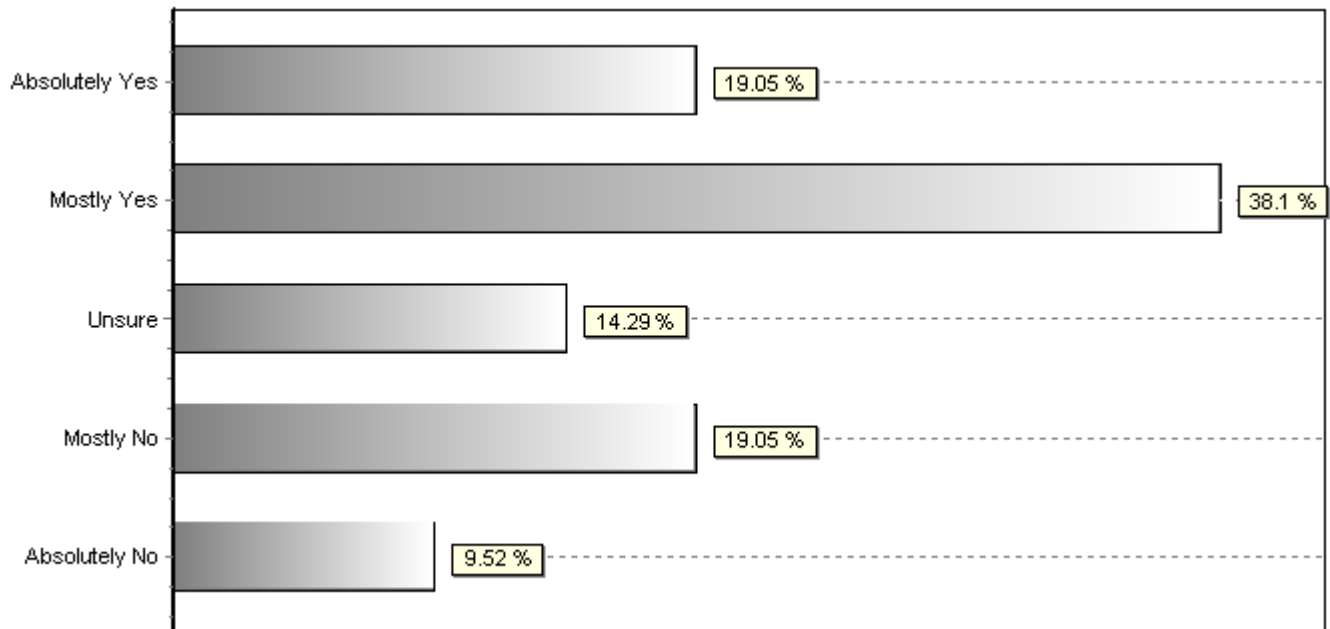
12. If answer to #11 is yes, is it an effective decision-making body that is not controlled by the administration?



School Climate Survey 2011

Stanford Middle

13. As a whole is the morale high among teachers at your school site?



14. Does your school site have access to a counselor for educational programming support?

